

DON'T
TRASH IT!

SUPER FUN

How many words can you make from the letters in the word "GARBAGE?"

Scramble the letters, but don't use a letter in any new word more times than it appears in "garbage."

TRASH, GARBAGE, WASTE... most of it ends up in landfills like me and my friends on this page. Every day trucks bring us more trash. We don't want so much stuff! The fun activities on these pages show ways to shrink the amount of trash that fills us up.

Lester Landfill

Loretta

Linwood

Leonard


ALL ANSWERS ARE ON THE LAST PAGE OF THIS SUPERFUN.



Oh no...a sanitation worker lost a set of headphones in this landfill! Can you find it?

LOST AND FOUND

A landfill is lined with clay, gravel, and plastic sheeting. Pipes inside drain potentially hazardous liquids and gases that garbage and produce when it rots. Every day a layer of soil is spread on top to keep away animals—and bad smells!



THE SHRINKING LANDFILL



Source reduction... what a mouthful! Speaking of a mouthful, I should go on a diet. A landfill diet is really what source reduction is all about. Make good choices when you buy, use, and throw away items, and you can help reduce trash at the source.

You can make **two** choices within each circle in the maze. Make a good choice, and you'll see me shrink when you reach the finish. Make the wrong choice, and you'll dead-end in a trash pile when you exit each circle.

START

Buy things like dog biscuits, beans, chips, and rice in bulk.

Buy food in small individual packages.

BULK

CHIPS

Give magazines you've read to your doctor or dentist for the waiting room.


Throw away magazines you've read.

TRASH

Q. How many pounds of trash does each person in the United States throw away each day?

A. About four pounds.

The amount of office and writing paper that gets trashed every year could build a 12-foot-high wall that stretches across the United States from coast to coast.



Clean up spills with paper towels.

Clean up spills with a sponge.

After mowing, put grass clippings in a trash bag.

After mowing, leave grass clippings on lawn or use for compost.

Buy toys packaged in lots of cardboard and plastic.

Buy toys with little or no packaging.


Buy a fancy container for your rock collection.

Make a container for your rock collection from a shoe box.

Here I am... fit and trim!
Now you can call me "Les!"

FINISH

LES








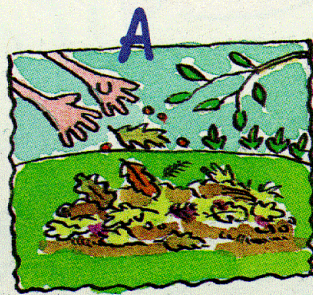
COMPOST COMBO

Make a compost pile for food scraps and yard trimmings. They'll decay and turn into humus (HUE-muhss), or natural fertilizer for plants.

Pictured below are eight steps for building a compost pile, but they're all mixed up! Put them in the proper order. Write the letters of the pictures on the dotted lines, next to the correct numbers. If you get stuck, look at the steps for composting with the answers on the last page.

1..... 2..... 3..... 4..... 5..... 6..... 7..... 8.....

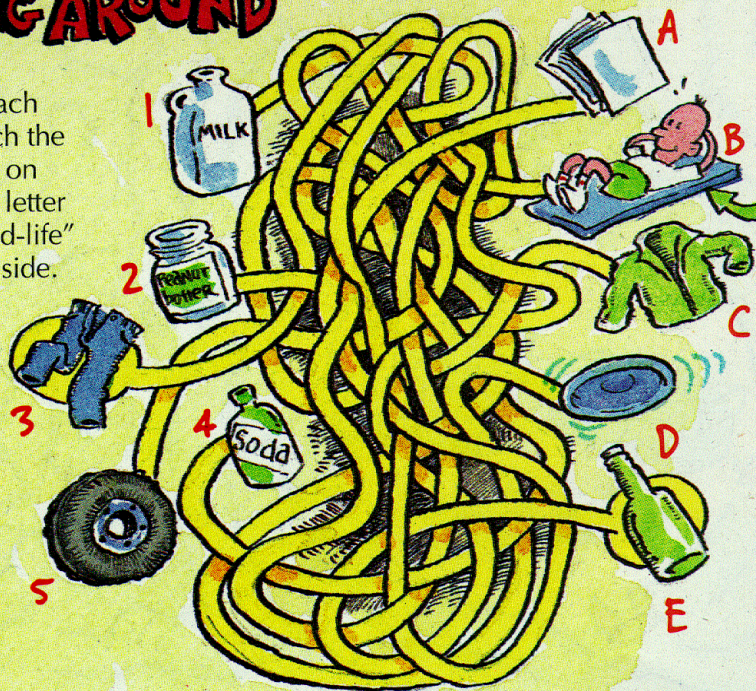
You can USE leaves and grass, banana peels, eggshells, and other food scraps instead of throwing them away.



RECYCLING AROUND

Follow the path of each squiggly line to match the number of an object on the left side with the letter of a recycled "second-life" product on the right side.

Buy recycled products, and you'll keep me from growing too big.





Every two weeks, people in the United States throw away enough glass bottles and jars to fill the 1,360-foot twin towers of the World Trade Center in New York City.

Garbologists are scientists who study garbage to learn how people live today. Garbage can give you lots of information!

JUNIOR GARBOLOGIST

Examine the trash pictured below. Then read the numbered facts. Look for clues in the trash to figure out details about each family. On the dotted lines, write the letter of the family next to the fact that best describes it.

Hint: Each family has more than one fact.



Q. What do the three arrows in this symbol represent?



A. The three stages of recycling: "collect," "remake," and "use the new product."


- 1.... This family has a baby.
- 2.... Someone did yard work recently.
- 3.... This family recycles carefully.
- 4.... This household is planning a trip.
- 5.... These people don't recycle.
- 6.... Someone eats a lot of snacks.
- 7.... Someone reads lots of newspapers.
- 8.... These people own a puppy.
- 9.... There was a birthday party at this house.




Family **A**



Family **B**



Family **C**



WASTE NO WORDS


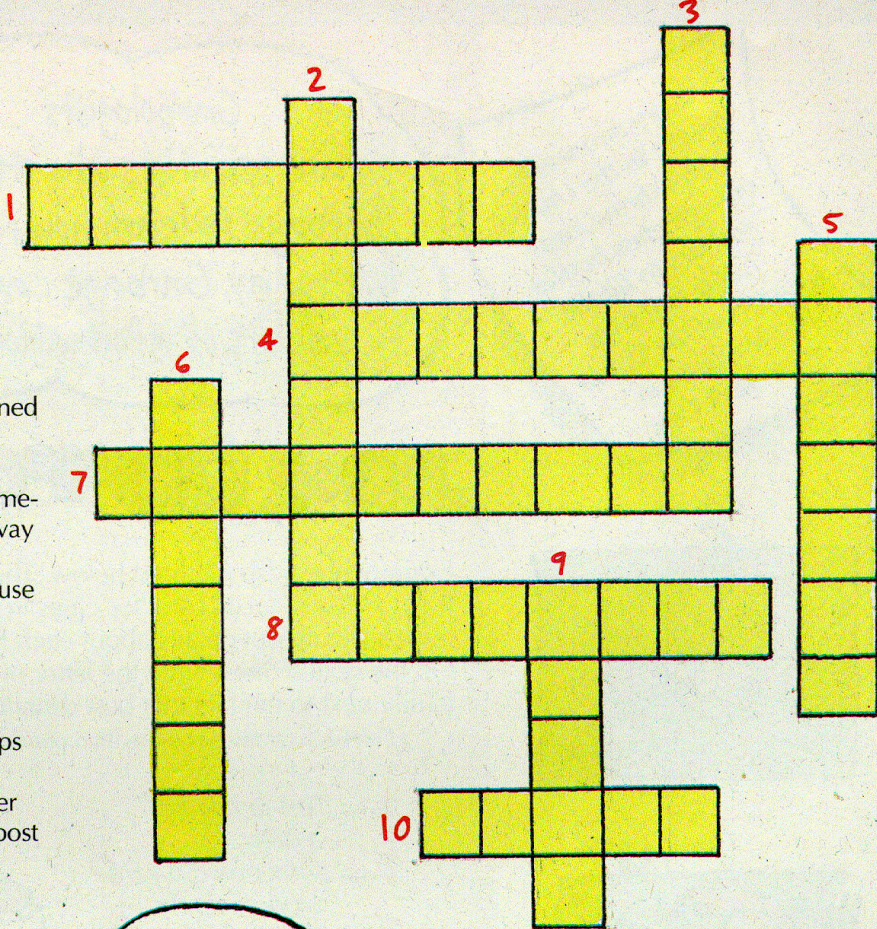
Read the definitions below; then fill in the correct words. Write the words in the proper squares.

ACROSS

- Made to be used over and over again
- To break down into basic elements; to rot
- Trash, garbage, unwanted items and materials (two words)
- Potentially hazardous liquid that seeps through trash
- To use a product more than once

DOWN

- Specially designed site for burying garbage
- To get rid of something; to throw away
- To collect and remake items for use as a new product
- A mixture of organic material that decomposes, such as food scraps and leaves
- Natural fertilizer from compost



Don't you just
LOVE a word puzzle
that's full
of trashy stuff?

FOR MORE INFORMATION
ABOUT HOW YOU CAN
REDUCE WASTE, CONTACT

EPA
RCRA Information Center (5305)
401 M Street S.W.
Washington, DC 20460
800-424-9346

ANSWERS

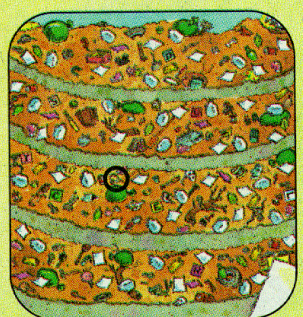
Words from "garbage":

The WORLD staff found 26 words. You may find more.

- Trash and Seek:**
textiles 6,
other 1,
paper 30,
plastics 24,
rubber and leather 8,
aluminum 3,
iron and steel 8,
yard trimmings 8,
glass 2,
wood 7,
food scraps 3.

Letters From a Landfill:
reduce, reuse, recycle.

Lost and Found:



- Compost Combo:**
1. H, 2. D, 3. A, 4. C, 5. F,
6. G, 7. B, 8. E.

How to build a compost pile:

- Choose a level area about three feet square, out of direct sunlight.
- Clear the area of grass.
- Start with a four-inch-high layer of leaves, loose soil, and grass clippings.
- Add a six-inch-high layer of food scraps. Don't use meat, dairy foods, or anything greasy.
- Alternate layers of soil, grass, or leaves with layers of food scraps, until the layers reach about four feet high.
- Sprinkle water on the pile in dry weather, but don't get the pile soggy.
- Turn the pile every few weeks with a pitchfork.
- In three to six months, after the pile has become dark and crumbly, spread compost in the yard or garden, or use it for potting soil. **Note:** Composting takes several months.

Recycling Around:

- D (plastic milk jug to plastic flying disk),
- E (glass peanut butter jar to glass beverage bottle),
- A (blue jeans fabric to paper),
- C (plastic soda bottle to fleece jacket),
- B (rubber tire to rubber gym mat).


Junior Garbologist:

- A, 2. B, 3. A, 4. C, 5. C, 6. B, 7. A, 8. B, 9. C.

Waste No Words:

- reusable, 2. landfill, 3. dispose, 4. decompose, 5. recycle, 6. compost, 7. solid waste, 8. leachate, 9. humus, 10. reuse.

This material was developed and produced by NATIONAL GEOGRAPHIC WORLD magazine and the U.S. Environmental Protection Agency. For information about WORLD call toll free 1-800-NGS-LINE (1-800-647-5463) Monday-Friday 8 a.m.-8 p.m. ET. 200824



Sponsored by
EPA's Office of Solid Waste
EPA document number
530-K-95-005